

Cor-Vision Sliding System with thermal break

An avant-garde design of a thermally broken sliding system that permits maximum luminosity with the minimum amount of seen aluminium profile section. An elegance in design that looks to cover great light spaces with minimum frame fragments of between 9-14% of the total surface. It shows seen centre junction sections of only 20 mm, in the lateral junction at 77 mm and the top/bottom junctions at 57 mm.

Possibility of inlaying the bottom, top and lateral frames.

Possibility of sash meetings at a 90° corner without a mullion.

In its monochannel version, comprising of fixed and sash, the hidden rail is found in the fixed area.

It incorporates the new type of **GALANDAGE** that is designed to allow the possibility of an integral opening in the space to completely conceal the sashes in the building curtain wall chamber. In this way a 100% opening surface can be achieved.

This **GALANDAGE** option is made up of a single and dual channel rail which allows for a single or double sash concealed balcony doors.

This presents a new type of frame for 1, 2 or 3 rails that allows the incorporation of a stainless steel rail that affords increased sliding smoothness, an increase in loading support for the bearings (up to 320 kg/sash) and increased durability.

A system with traditional fitting procedures with perimetral frame and sashes that allows the sash to be dismantled in case of glass breakage, damage to the aluminium profile etc. It incorporates a rod operated multipoint lock.



Cor-Vision Sliding System with thermal break

Transmittance

Uw from 1,4 (W/m²K)

Please consult typology, dimensions and glass

Acoustic insulation

Maximum glazing: 30 mm.

Maximum acoustic insulation **Rw=41 dBA**

Finishes

Possibility of dual colour

Colour powder coating (RAL, mottled and rough)

Wood effect powder coating

Anti-bacterial powder coating

Anodized

Categories achieved at test centre

Air permeability
(EN 12207:2000): Class 4

Water tightness
(EN 12208:2000): Class 7A

Wind resistance
(EN 12210:2000): Class C5
Reference test 1,23 x 1,55 m. 1 sash + 1 fixed light



Sections

Frame 116 mm.


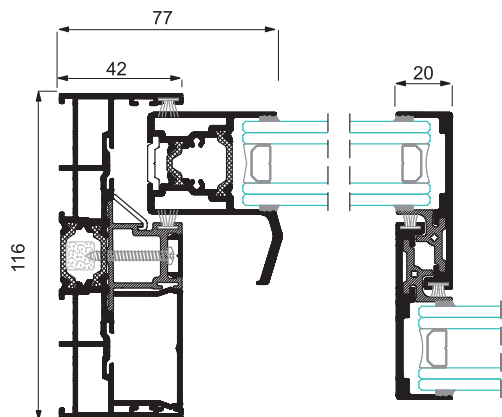
182 mm. 3 rails

Sash 37 mm.

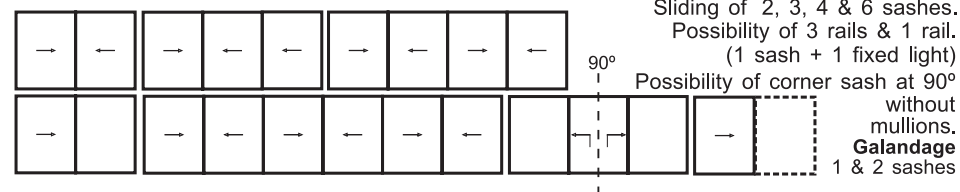
Profile thickness

Door 1,7 mm.

Polyamide strip length from 16 mm. to 24 mm.



Opening possibilities



Maximum dimensions

Width (L) = 4.400 mm.
Height (H) = 3.000 mm.
2 sashes door

Maximum weight/sash

320 Kg.